



ViCare Accessible Close Coupled Toilet

Product Image

Product Details



Code:	4620C11
Brand:	Villeroy & Boch
Range:	ViCare
Warranty:	10 Years*
Product Width:	360 mm
Product Depth:	710 mm
WELS:	4 Star
	4.5L/full flush
	3L/half flush

Additional Features

Technical Specification

Required Product

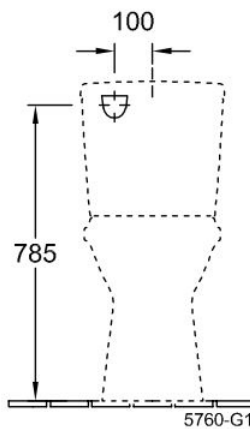
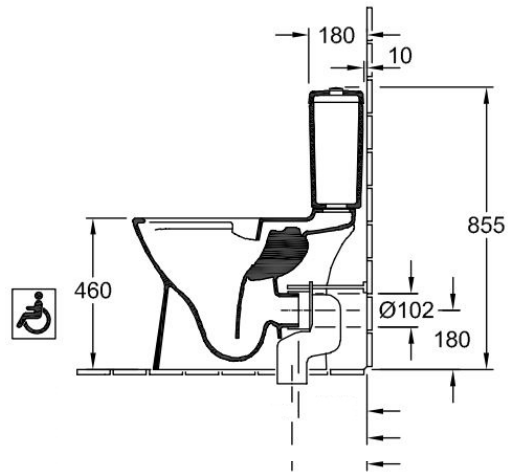
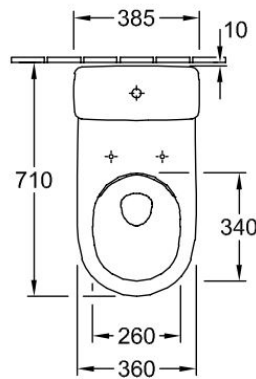
Recommended Products

Additional Notes

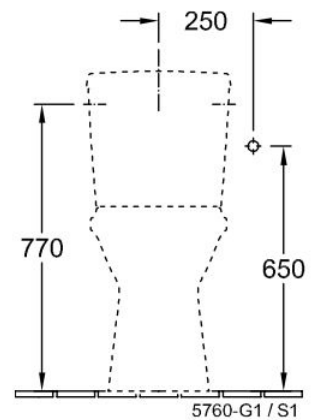
- DirectFlush
- Accessible standard seat and cover (not soft close).

Installation Instructions

Included cistern can be installed as rear entry or left/right side entry (suitable for retrofit).



Rear Entry Cistern Set Out



Left Or Right Side Entry Cistern Set Out