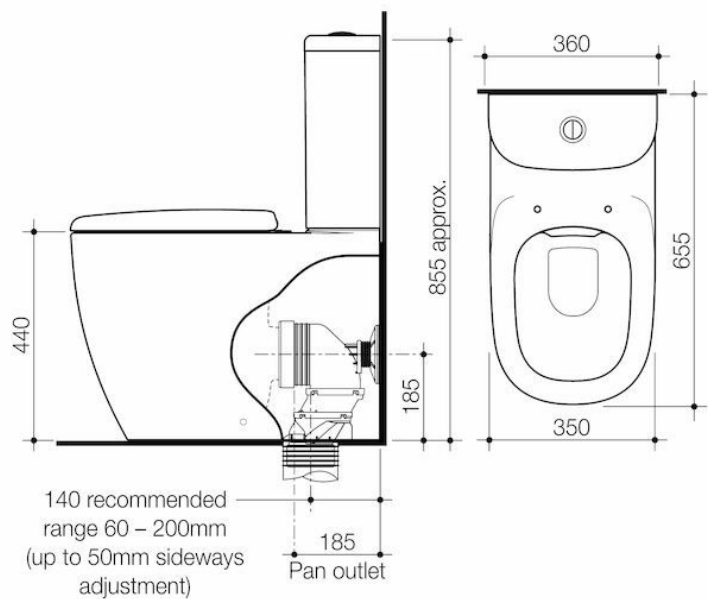


# Caroma Contura® II Cleanflush® Wall Faced Close Coupled BE Suite - White

Code: 848801W



## Attributes

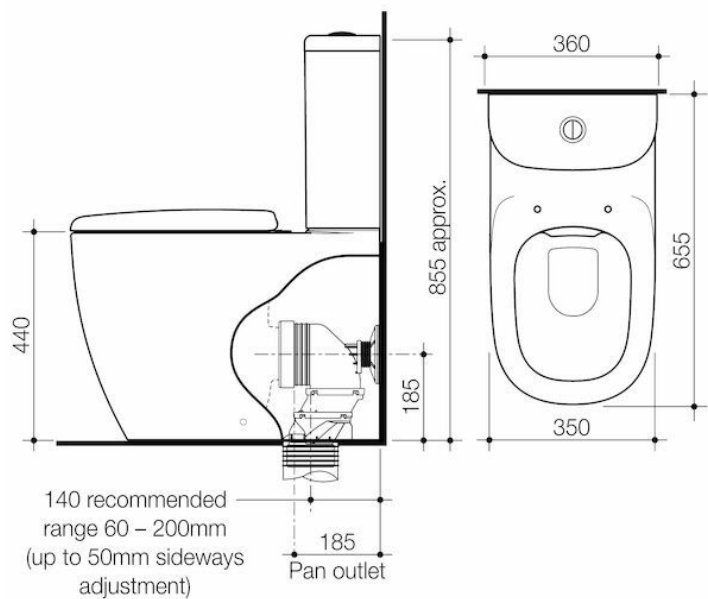
Clean flush product	Yes
Back depth	89 mm
Front depth	64 mm
Hinge distance max	150 mm
Hinge distance min	150 mm
Pan projection size	655
Pan height	440 mm
Boxed	No

## Features & Benefits

- Caroma CleanFlush® rimless technology is a patented Australian design that provides a whole bowl clean with no splashback
- Added GermGard® protection is a unique antimicrobial formula which kills harmful bacteria, this technology not only helps prevent the spread of nasty germs making cleaning even easier.
- Back entry cistern
- Universal trap (UniTrap) for S or P trap installations
- S Trap 60 to 200mm, P Trap 185mm
- Drop zone and bowl design minimises cleaning
- Optional coloured flush buttons and seat hinge caps to match Caroma Contura® II tapware
- Includes soft close toilet seat with quick release function for easy cleaning
- D82 fixing bracket included
- Supplied with patented UniOrbital® connector
- Easy height design: A raised seat height is easier to use for persons with restricted movement
- Complete the look with the matching Caroma Contura® II Bathroom Collection
- WELS 4 Rated, 4.5/3 (3.5L average flush)

# Caroma Contura® II Cleanflush® Wall Faced Close Coupled BE Suite - Matte White

Code: 848801MW



## Attributes

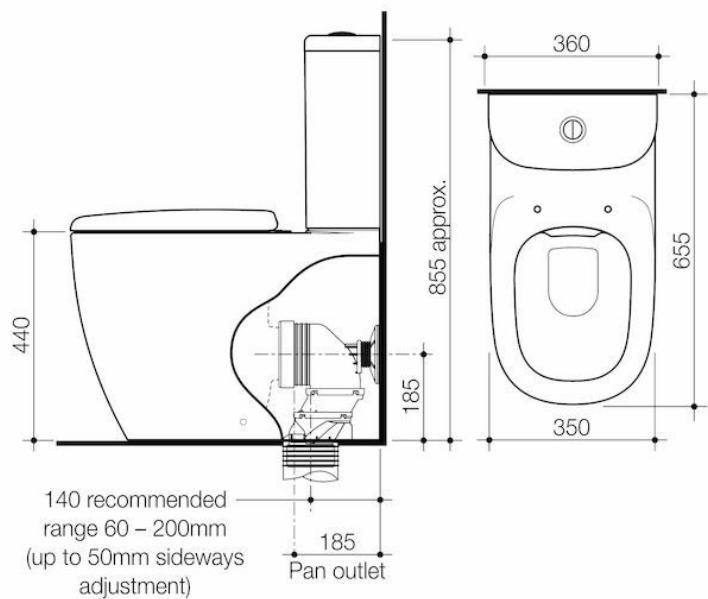
Clean flush product	Yes
Back depth	89 mm
Front depth	64 mm
Hinge distance max	150 mm
Hinge distance min	150 mm
Pan projection size	655
Pan height	440 mm
Boxed	No

## Features & Benefits

- Caroma CleanFlush® rimless technology is a patented Australian design that provides a whole bowl clean with no splashback
- Added GermGard® protection is a unique antimicrobial formula which kills harmful bacteria, this technology not only helps prevent the spread of nasty germs making cleaning even easier.
- Back entry cistern
- Universal trap (UniTrap) for S or P trap installations
- S Trap 60 to 200mm, P Trap 185mm
- Drop zone and bowl design minimises cleaning
- Optional coloured flush buttons and seat hinge caps to match Caroma Contura® II tapware
- Includes soft close toilet seat with quick release function for easy cleaning
- D82 fixing bracket included
- Supplied with patented UniOrbital® connector
- Easy height design: A raised seat height is easier to use for persons with restricted movement
- Complete the look with the matching Caroma Contura® II Bathroom Collection
- WELS 4 Rated, 4.5/3 (3.5L average flush)

# Caroma Contura® II Cleanflush® Wall Faced Close Coupled BE Suite - Matte Clay

Code: 848801CL



## Attributes

Clean flush product	Yes
Back depth	89 mm
Front depth	64 mm
Hinge distance max	150 mm
Hinge distance min	150 mm
Pan projection size	655
Pan height	440 mm
Boxed	No

## Features & Benefits

- Caroma CleanFlush® rimless technology is a patented Australian design that provides a whole bowl clean with no splashback
- Added GermGard® protection is a unique antimicrobial formula which kills harmful bacteria, this technology not only helps prevent the spread of nasty germs making cleaning even easier.
- Back Entry Or Bottom Inlet Cistern
- Universal trap (UniTrap) for S or P trap installations
- S Trap 60 to 200mm, P Trap 185mm
- Drop zone and bowl design minimises cleaning
- Optional coloured flush buttons and seat hinge caps to match Caroma Contura® II tapware
- Includes soft close toilet seat with quick release function for easy cleaning
- D82 fixing bracket included
- Supplied with patented UniOrbital® connector
- Easy height design: A raised seat height is easier to use for persons with restricted movement
- Complete the look with the matching Caroma Contura® II Bathroom Collection
- WELS 4 Rated, 4.5/3 (3.5L average flush)