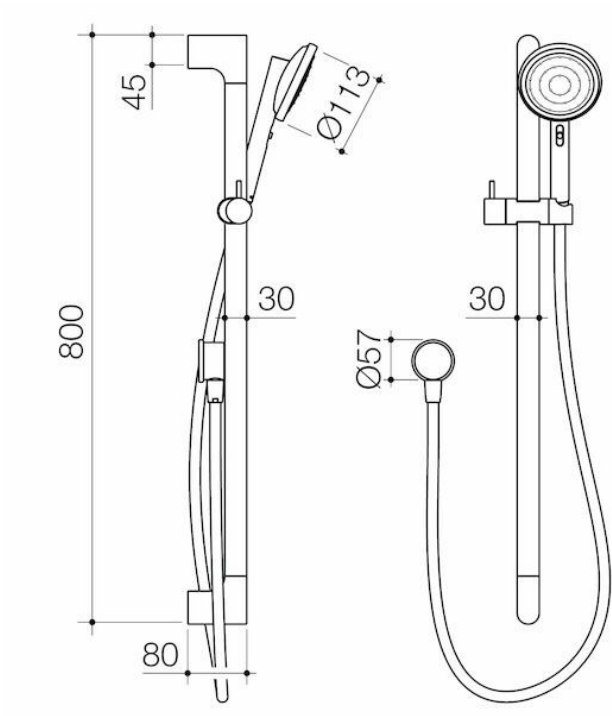


Urbane II Universal Rail Shower - Black

Code: 96331B4E



Attributes

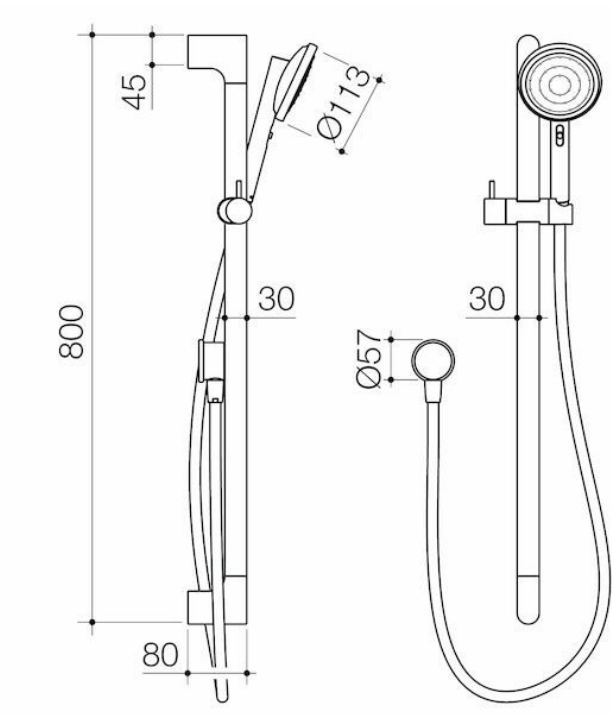
Litres per minute	7.50 ltr
Number of spray functions	3
Shower head diameter	150 mm
Rail length	800 mm
Rail cutdown	No
Temperature adjustable	No
Flow adjustable	No
Is retrofit	No
Depth	30 mm
Length	80 mm
Net Weight	1.85 kg

Features & Benefits

- Includes load rated 800mm Urbane II Universal Rail, Shower head, slider and wall elbow
- VJet® technology delivers variable spray at your control, from a firm invigorating spray to relaxing and everything in between
- Twist-lock slider for easy shower heigh adjustments
- Smooth 1.5m anti-twist shower hose for durability and easy cleaning
- Fitted with dual check valve for back-flow prevention
- WELS 4 star (Range E) Rated, 7.5L/min
- 20 years warranty
- Complete the look with Urbane II Bathroom Collection

Urbane II Universal Rail Shower - Brushed Brass

Code: 96331BB4E



Attributes

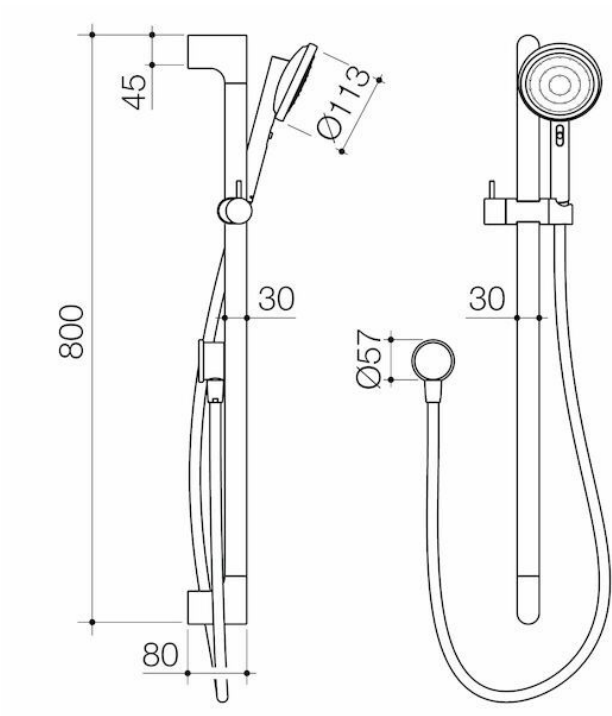
Litres per minute	7.50 ltr
Number of spray functions	3
Shower head diameter	150 mm
Rail length	800 mm
Rail cutdown	No
Temperature adjustable	No
Flow adjustable	No
Is retrofit	No
Depth	30 mm
Length	80 mm
Net Weight	1.85 kg

Features & Benefits

- Includes load rated 800mm Urbane II Universal Rail, Shower head, slider and wall elbow
- VJet® technology delivers variable spray at your control, from a firm invigorating spray to relaxing and everything in between
- Twist-lock slider for easy shower heigh adjustments
- Smooth 1.5m anti-twist shower hose for durability and easy cleaning
- Fitted with dual check valve for back-flow prevention
- WELS 4 star (Range E) Rated, 7.5L/min
- 20 years warranty
- Complete the look with Urbane II Bathroom Collection

Urbane II Universal Rail Shower - Brushed Nickel

Code: 96331BN4E



Attributes

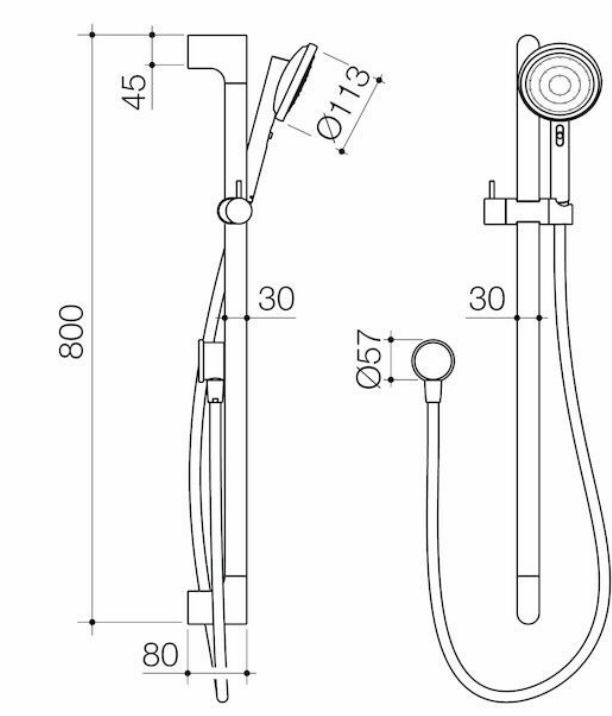
Litres per minute	7.50 ltr
Number of spray functions	3
Shower head diameter	150 mm
Rail length	800 mm
Rail cutdown	No
Temperature adjustable	No
Flow adjustable	No
Is retrofit	No
Depth	30 mm
Length	80 mm
Net Weight	1.85 kg

Features & Benefits

- Includes load rated 800mm Urbane II Universal Rail, Shower head, slider and wall elbow
- VJet® technology delivers variable spray at your control, from a firm invigorating spray to relaxing and everything in between
- Twist-lock slider for easy shower heigh adjustments
- Smooth 1.5m anti-twist shower hose for durability and easy cleaning
- Fitted with dual check valve for back-flow prevention
- WELS 4 star (Range E) Rated, 7.5L/min
- 20 years warranty
- Complete the look with Urbane II Bathroom Collection

Urbane II Universal Rail Shower - Chrome

Code: 96331C4E



Attributes

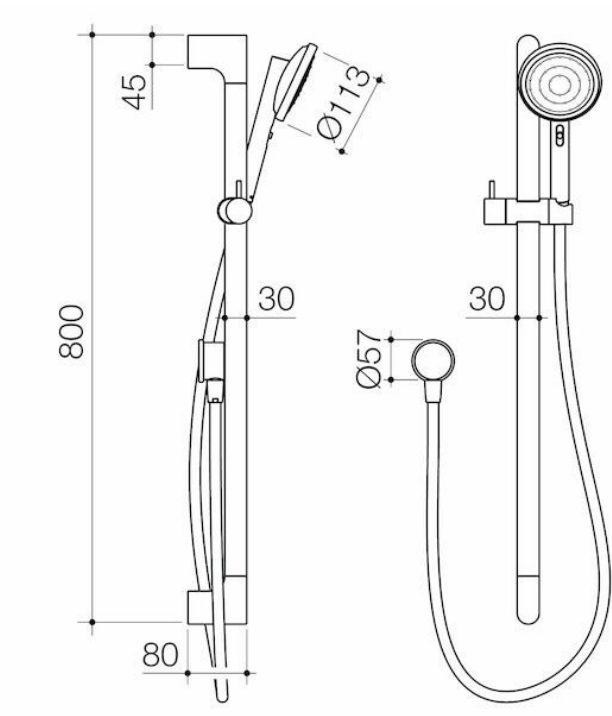
Litres per minute	7.50 ltr
Number of spray functions	3
Shower head diameter	150 mm
Rail length	800 mm
Rail cutdown	No
Temperature adjustable	No
Flow adjustable	No
Is retrofit	No
Depth	30 mm
Length	80 mm
Net Weight	1.85 kg

Features & Benefits

- Includes load rated 800mm Urbane II Universal Rail, Shower head, slider and wall elbow
- VJet® technology delivers variable spray at your control, from a firm invigorating spray to relaxing and everything in between
- Twist-lock slider for easy shower heigh adjustments
- Smooth 1.5m anti-twist shower hose for durability and easy cleaning
- Fitted with dual check valve for back-flow prevention
- WELS 4 star (Range E) Rated, 7.5L/min
- 20 years warranty
- Complete the look with Urbane II Bathroom Collection

Urbane II Universal Rail Shower - Gunmetal

Code: 96331GM4E



Attributes

Litres per minute	7.50 ltr
Number of spray functions	3
Shower head diameter	150 mm
Rail length	800 mm
Rail cutdown	No
Temperature adjustable	No
Flow adjustable	No
Is retrofit	No
Depth	30 mm
Length	80 mm
Net Weight	1.85 kg

Features & Benefits

- Includes load rated 800mm Urbane II Universal Rail, Shower head, slider and wall elbow
- VJet® technology delivers variable spray at your control, from a firm invigorating spray to relaxing and everything in between
- Twist-lock slider for easy shower heigh adjustments
- Smooth 1.5m anti-twist shower hose for durability and easy cleaning
- Fitted with dual check valve for back-flow prevention
- WELS 4 star (Range E) Rated, 7.5L/min
- 20 years warranty
- Complete the look with Urbane II Bathroom Collection