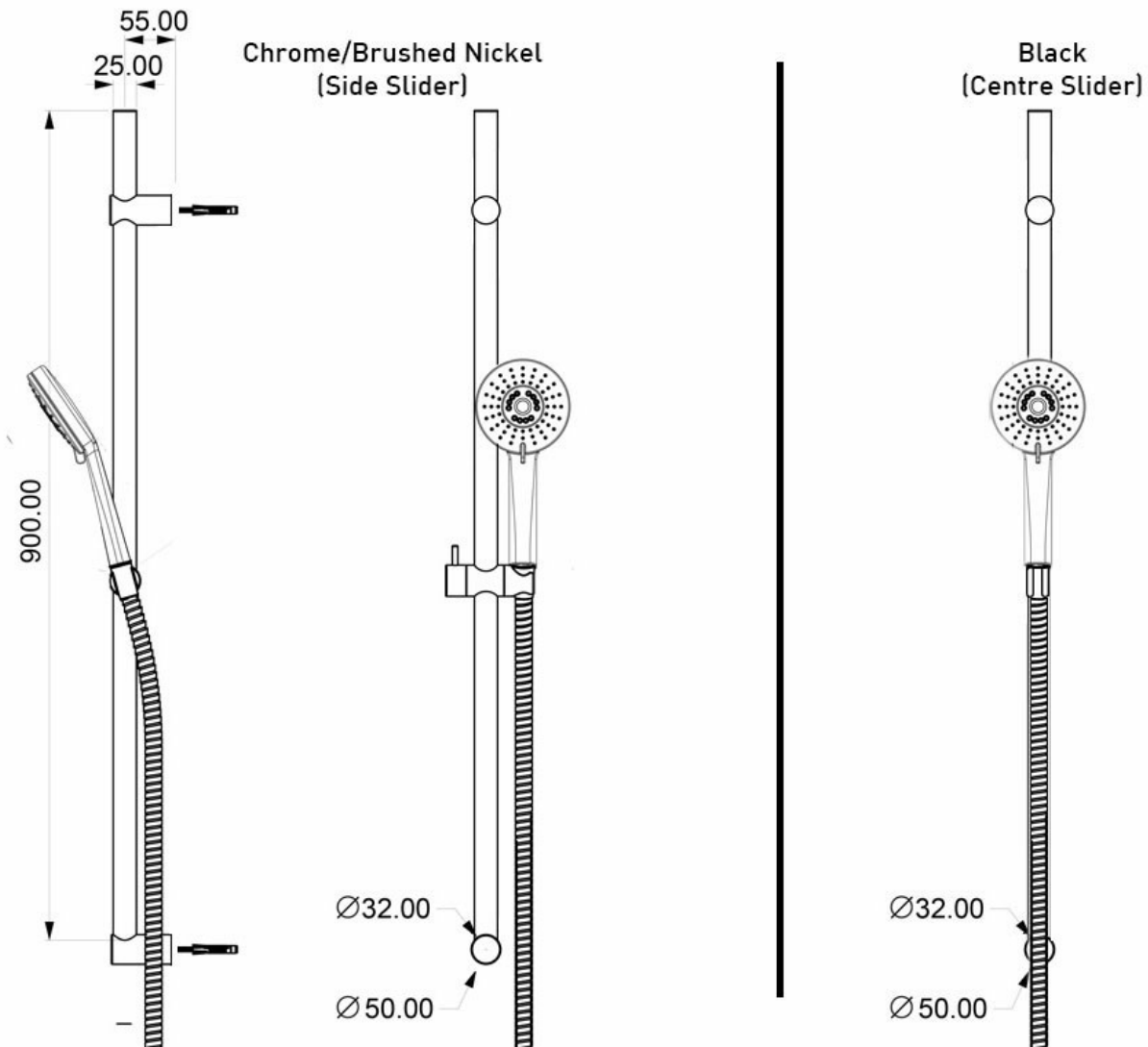






SPLASH SLIDE SHOWER 3 FCT C/W ELBOW

40232.xx

ELEMENTI



2	Guarantee	2 Year Guarantee on Non chrome finish
5	Guarantee	5 Year Guarantee
	4 Star WELS rating	7.5 litres per minute.
	Mains Pressure	Suitable for Mains Pressure.
	Ribbed Hose	Flexible Ribbed Hose (Chrome only)
	Aqua Air Technology	Air injected water offers a better showering experience using up to 50% less water. The air and water mix provides superb flow performance that is both soft and invigorating.





Adjustable Fixation

Ideal for renovations, many of our slide rails have adjustable fixings allowing you to fit existing fixings of the slide shower you are replacing.



Hardened Durable Finish

Black & Brushed Nickel Finishes involve a sprayed on Acrylic coating that is oven dried to produce the hardened durability finished product.



Wall Elbow

Water fed from separate elbow.



Hand piece

Includes Handpiece.



Lever Slider

CHROME/BRUSHED NICKEL. Single lever to adjust slider to adjust hand piece height.



Centre Slider

BLACK ONLY. Adjustment slider that allows hand piece to be positioned centre of rail (not offset).



Smooth Hose

Smooth easy-clean hose with water tight seal and anti-twist feature (Brushed Nickel & Black only)



Aquabella Check Valve

All Aquabella hand showers are fitted with a Neoperl Combined Check Valve and Flow Regulator – Neoperl Part Number 31.2015.1 in accordance with the New Zealand Building Code.



Stainless Steel

Made from high quality Stainless Steel



Swiss Design

For gorgeous design and clever engineering, look no further than the Splash collection of showerheads, slide and column showers, designed to complement any bathroom environment.