

MODEL 56

FOOD WASTE DISPOSER

This mid-range model is perfect for regular use in smaller households.

FEATURES



SoundSeal™
Quieter than
standard models



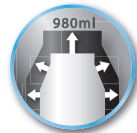
0.55HP Dura-Drive™
Heavy Duty
Induction Motor



1 Stage Stainless
Grinding System



QuickLock™
Sink Mount for
easy installation



Grind Chamber
Capacity (980ml)
Stainless Steel
Grinding Elements



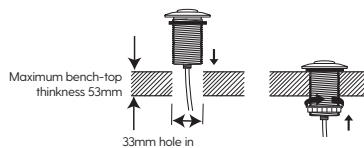
3 Year Warranty



Built-in Air Switch
(33mm hole for button)



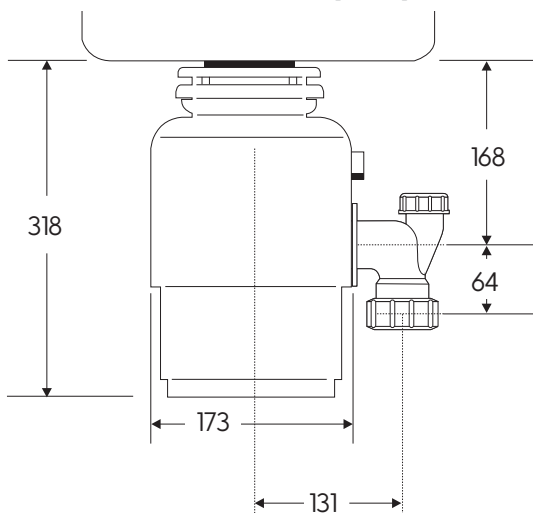
Made in the USA



SPECIFICATIONS

Type of Feed	Continuous	Grind Chamber Capacity	980 ml
On/Off	Control Wall Switch or Built-In Air Switch	Motor Protection	Manual Reset Overload
Power Supply	Single Phase	Average Water Usage	Approximately 4.0 L per Person per Day
Time Rating	Intermittent	Average Electrical Usage	3-4 KWH per Annum
Lubrication	Permanently Lubricated Upper & Lower Bearings	Drain Connection	1-1/2" (3.81 cm)
Grind Technology	1-Stage Grind Technology	Dishwasher Connection	Yes
Sound Technology	Quiet Sink Baffle Sound Insulation		
Volts/Hz	HP	RPM	
220-240V, 50 Hz	.55	1490	

DIMENSIONS (MM)



in sink erator®