

SPECIFICATIONS

Lavage Uno Vanities - Single Height Drawers



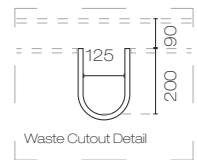
Lavage Uno 750 1 Drawer Vanity LAVS75S
• 750W x 460D x 365H



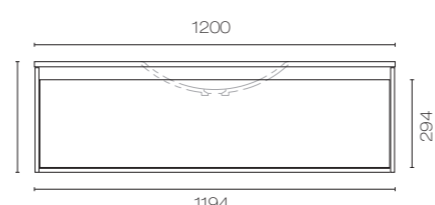
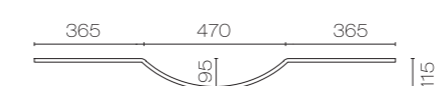
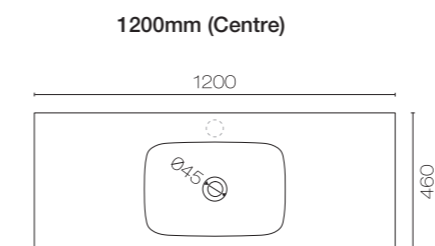
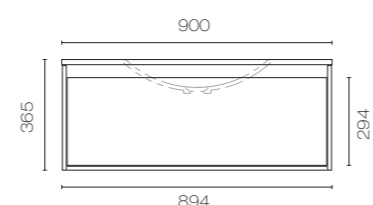
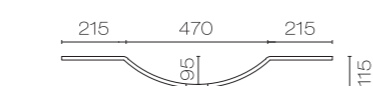
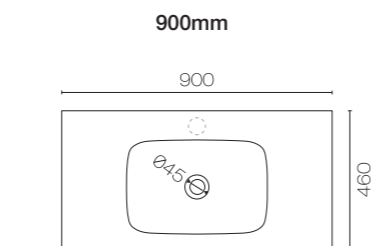
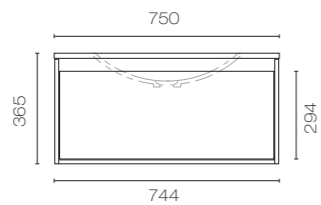
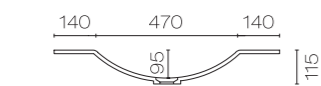
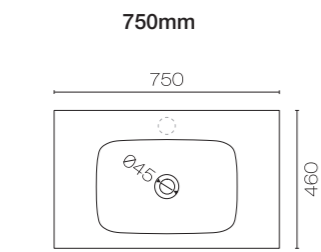
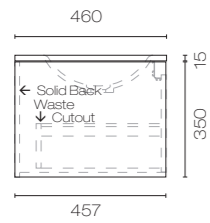
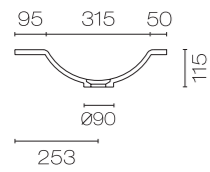
Lavage Uno 900 1 Drawer Vanity LAVS90S
• 900W x 460D x 365H



Lavage Uno 1200 1 Drawer Vanity LAVS120S • 1200W x 460D x 365H



Side View



Installers Note



Lavage Uno basins are supplied with no taphole however taphole can be drilled onsite with drill bit supplied.