

METHVEN


MAKU




MAKU MK2 BASIN MIXER



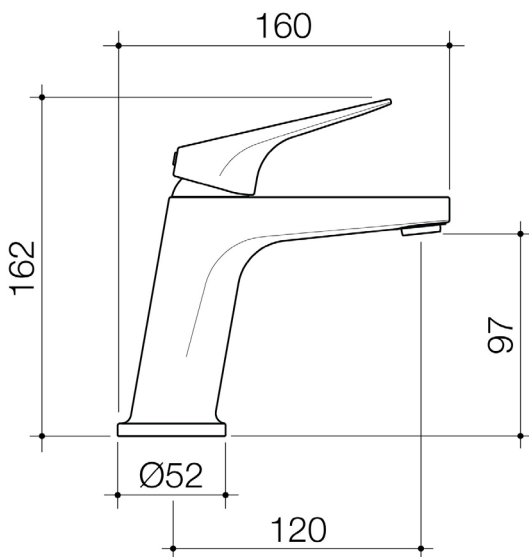
CHROME



BRUSHED
NICKEL



GUNMETAL



CONSTRUCTION: Low-lead brass body
CARTRIDGE: 25mm Ceramic
CLASSIFICATION: Suitable for all pressure systems above 35kPa
INLET CONNECTIONS: 1/2" BSP Female
WORKING PRESSURES: 35 - 1000 kPa
DIMENSIONS FOR FITTING: 34 - 36mm diameter hole
OPTIMUM PRESSURE: 55 - 500kpa
OPERATING TEMPERATURE: 5 °C - 70 °C
WATER FLOW RATE: 4.5 L/min

- Engineered from lead free brass
- Maximum bench thickness 40mm
- Concealed aerator with adjustable stream direction
- Stainless steel flexible inlet hoses
- 6 star WELS rated on mains pressure (≤ 4.5 l/m)
- 6 star WELS rated on low pressure (≤ 4.5 l/m)

MABCPF	Chrome
MABBNF	Brushed Nickel
MABGMF	Gunmetal

THE METHVEN GUARANTEE. For total peace of mind, all domestic tapware products include a 20 Year Parts and Labour Guarantee. For commercial installations, a 5 Year Guarantee on Parts and Labour applies. For full terms and conditions, visit www.methven.com.