

METHVEN


MAKU




MAKU MK2 SHOWER MIXER



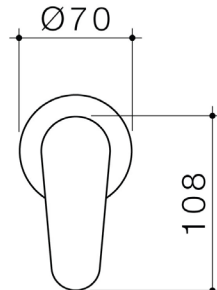
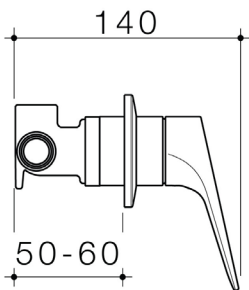
CHROME



BRUSHED
NICKEL



GUNMETAL



CONSTRUCTION: Low-lead brass body

CARTRIDGE: 35mm Ceramic

CLASSIFICATION: Suitable for mains pressure only

INLET CONNECTIONS: 1/2" BSP Male

OUTLET CONNECTIONS: 1/2" BSP Male

WORKING PRESSURES: 150 - 1000kpa

DIMENSIONS FOR FITTING: 50mm diameter hole for mixer

OPTIMUM PRESSURE: 150 - 500kpa

OPERATING TEMPERATURE: 5 °C - 70 °C

- Universal In-wall body engineered from lead free brass
- Interchangeable trim kits allow colour or finish to be changed post installation
- 70mm diameter metal faceplate with positive seal between faceplate and the body

MAHPSCPF

Chrome

MAHPSBNF

Brushed Nickel

MAHPSGMF

Gunmetal

THE METHVEN GUARANTEE. For total peace of mind, all domestic tapware products include a 20 Year Parts and Labour Guarantee. For commercial installations, a 5 Year Guarantee on Parts and Labour applies. For full terms and conditions, visit www.methven.com.