

SPECIFICATION SHEET

INDUS 1700 BATH




Features

- Capacity: 285 litres
- Weight: 52 kgs
- Made from easy to clean sanitary grade acrylic
- Fibreglass laminate reinforced for optimum strength
- Adjustable feet for levelling.
- Requires a 40mm waste (not included)
- Top fix bath waste & low profile bath trap is recommended
- Dimensions: L1700 X W780 X D600

Colour Options with Code



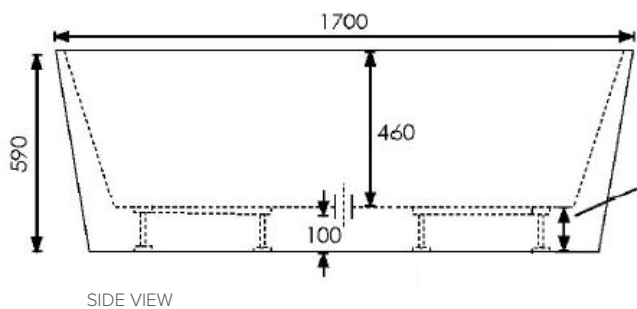
White
INDW



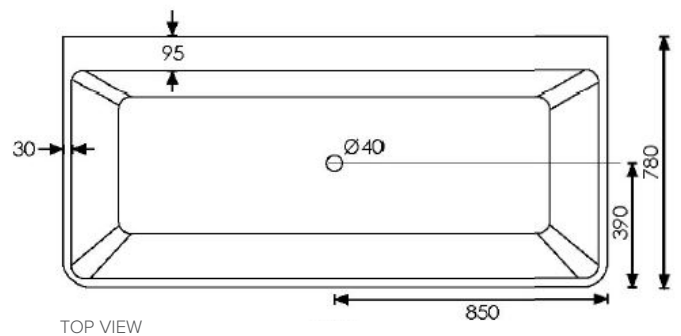
Black Exterior
INDBW

Technical Details

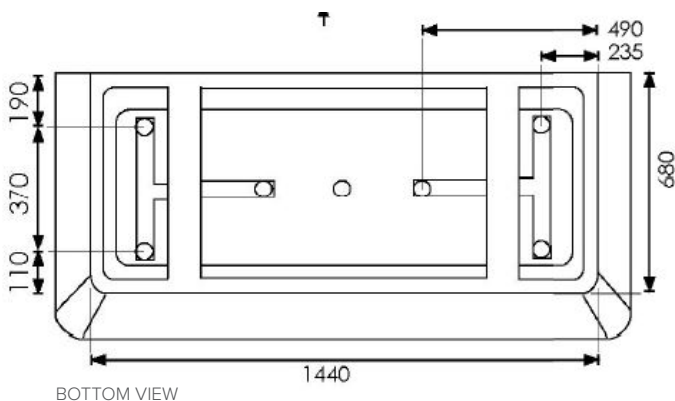
Note: All measurements shown are in millimetres. Sizes are nominal.



SIDE VIEW



TOP VIEW



BOTTOM VIEW

