

SPECIFICATION SHEET

POLO VERTICAL HEATED RAIL




Features

- Dimensions: H1100 X D100
- Multi-connect wiring
- Available in Chrome (40W), Brushed Nickel (40W), Matte White (47W), Brushed Brass (40W), Gunmetal (40W), Brushed Copper (40W) & Matte Black (47W).
- 20-70 Watts Transformer is required per Polo Rail. Two or more Polo Rails cannot be wired into one transformer. Transformer must be placed within 2 meters of Polo Vertical Rail
- Transformer options: LT050 (20-70 Watts)

INSTALLATION INFORMATION

In wall pre-wiring and solid timber internal wall fixing is required prior to installation. Recommended for mounting on hard surfaces, such as tile walls.

Colour Options with Code



Chrome
P1100




Brushed Nickel
P1100NK



Matte White
P1100MW



Brushed Brass
P1100BB



Brushed Copper
P1100CP



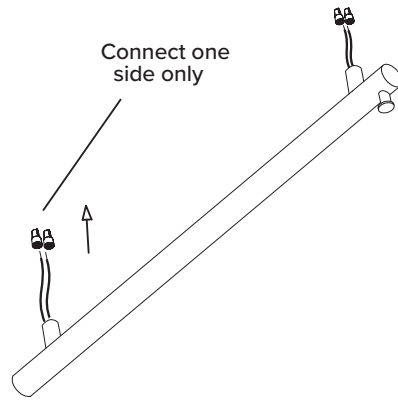
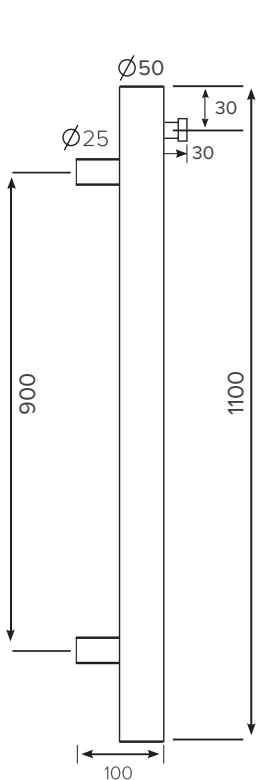
Gunmetal
P1100GM



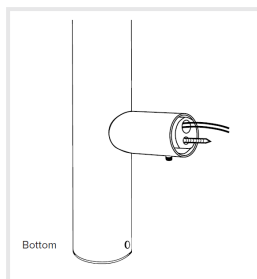
Matte Black
P1100B

Technical Details

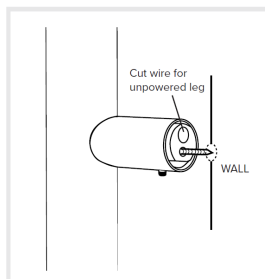
Note: All measurements shown are in millimetres. Sizes are nominal.



Powered leg installation



Unpowered leg installation



Designed for NZ bathrooms and tested to ensure they meet the high product standards set by Australia & NZ Standards AS/NZS 60335.



10 Year Warranty offers our customers peace of mind knowing our products are free of defects, both in materials and workmanship.



5 Year Warranty on Brushed Brass, Brushed Copper, Matte Black, Matte White & Gunmetal Colour Finishes.



Rated 12V for use in Zone 1. This allows you to position your towel rail almost anywhere in your bathroom.



Must be installed by a Registered Electrician to comply with AS/NZS 60335 Safety Standards.



Can be used in conjunction with a timer.



Manufactured from high quality durable Stainless Steel