


Dante 3D 1500

MIRROR CABINET SPECIFICATION



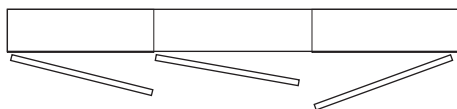
Product Features

Product Code Dante / 88405

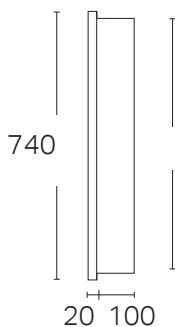

Product Description Dante 1500

Door Configuration 3 Door

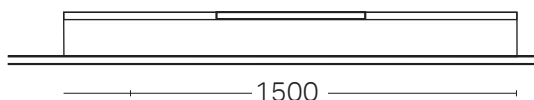
Notes Mirror Cabinet can be surface-mounted or recessed.
Optional Demister Pad upgrade available.
1500 models are supplied in 2 pieces for ease of handling.



Dante Standard



Surface-mount Plan View



Recess Plan View



IMPORTANT NOTE: Throughout this guide, dimensions may vary by ± 2 mm. Please read the installation manual for detailed information on installing the product. St. Michel pursues a policy of continuing improvement in design and manufacturing of its products. The right is therefore reserved to vary specifications without notice.

st.michel
BATHROOMWARE