
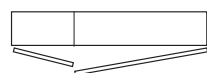


# Dante 2D 600

## MIRROR CABINET SPECIFICATION

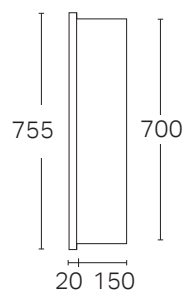


Product Features	
Product Code	Dante Plus Deep / 90480
Product Description	Dante Deep Plus 600
Door Configuration	2 Door
Notes	Mirror Cabinet can be surface-mounted or recessed. Optional Demister Pad upgrade available.



600

Dante Deep



Surface-mount Plan View



600

Recess Plan View



Min  
20mm  
Gap

**IMPORTANT NOTE:** Throughout this guide, dimensions may vary by  $\pm 2$ mm. Please read the installation manual for detailed information on installing the product. St. Michel pursues a policy of continuing improvement in design and manufacturing of its products. The right is therefore reserved to vary specifications without notice.

st.michel  
BATHROOMWARE