

SLATEFORMA SHOWER TRAY 900X1200

CENTRE WASTE



| | |
|-----------------------|-------------------------|
| FINISH | Slate textured gel coat |
| MATERIAL | Mineral composite |
| WIDTH (mm) | 1200 |
| DEPTH (mm) | 900 |
| HEIGHT (mm) | 25 |
| WASTE POSITION | Centre |
| ORIGIN | PRC |

NOTES

- 10 year warranty*
- All measurements are nominal.
- Colour variations, irregular texture, and mottled appearance of the shower tray surface are to be expected due to the nature of the materials and contemporary design. This is most apparent in Anthracite (slate dark grey).
- Included - 30mm Aluminium upstands fitted on specified sides (see Technical Specifications)
- Included - Easy Clean Waste
- Included - colour matched Athena waste cover

PRODUCT CODES & FINISHES



Anthracite
SLATE DARK GREY



Chalk
SLATE WHITE



Stone
SLATE LIGHT GREY

Anthracite
SLATE DARK GREY

Chalk
SLATE WHITE

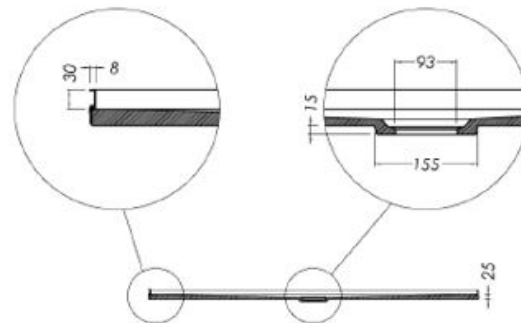
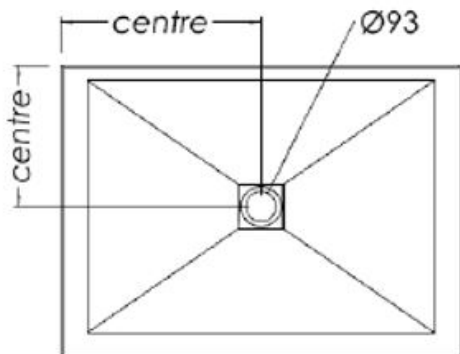
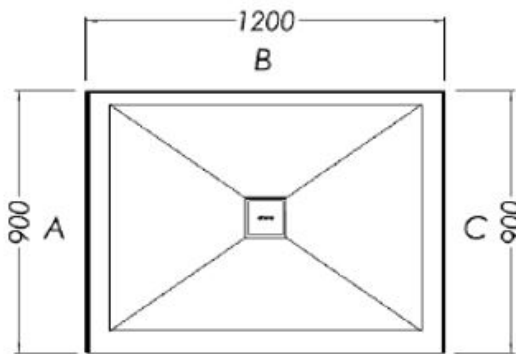
Stone
SLATE LIGHT GREY

3 sided (ABC upstands)

TRSF CAN29A

TRSF CCH29A

TRSF CST29A



FEBRUARY 2024

ALL MEASUREMENTS ARE NOMINAL
 *WARRANTIES APPLY TO RESIDENTIAL DOMESTIC USE ONLY. WARRANTY VOID IF PRODUCT IS NOT INSTALLED ACCORDING TO OUR SPECIFICATIONS.
 **FOR FURTHER INFORMATION ON BIPR, INSTALLATION GUIDE AND PRODUCT OPTIONS PLEASE REFER TO THE WEBSITE.