


METHVEN


WAIPORI MK2




WAIPORI MK2 HI RISE BASIN MIXER




CHROME



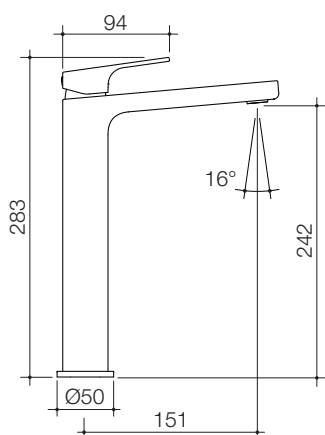
BRUSHED
NICKEL



GUNMETAL



BRUSHED
BRONZE



CONSTRUCTION: Low-lead brass body

CARTRIDGE: Ceramic

CLASSIFICATION: Suitable for all pressure systems

INLET CONNECTIONS: 1/2" BSP Female

WORKING PRESSURES: 35 - 500kpa

DIMENSIONS FOR FITTING: 34 - 36 mm diameter hole

OPERATING TEMPERATURE: 5 °C - 70 °C

- An evolution of Waipori's distinctive tapered design
- Superior 25mm ceramic disc cartridge eliminates drips
- Concealed aerator with adjustable stream direction
- Suitable for all pressures above 35kPa
- Constructed from lead free brass
- Chrome or PVD finish for striking design & durability
- WELS 6 Star, ≤4.5L/min

WPBHRC6F

Chrome

WPBHRBN6F

Brushed Nickel

WPBHRGM6F

Gunmetal

WPBHRBBZ6F

Brushed Bronze

THE METHVEN GUARANTEE. For total peace of mind, all domestic tapware products include a 20 Year Parts and Labour Guarantee. For commercial installations, a 5 Year Guarantee on Parts and Labour applies. For full terms and conditions, visit www.methven.com.