


METHVEN


WAIPORI MK2




WAIPORI MK2 SHOWER MIXER




CHROME



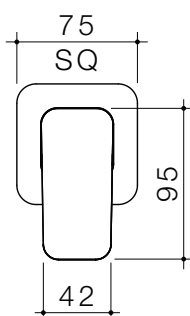
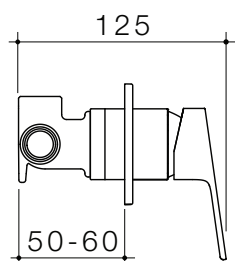
BRUSHED
NICKEL



GUNMETAL



BRUSHED
BRONZE



CONSTRUCTION: Low-lead brass body

CARTRIDGE: Ceramic

CLASSIFICATION: Suitable for mains pressure only

INLET CONNECTIONS: 1/2" BSP Male

OUTLET CONNECTIONS: 1/2" BSP Male

WORKING PRESSURE: 150 - 1000kpa

OPERATING TEMPERATURE: 5 °C - 70 °C

- An evolution of Waipori's distinctive tapered design
- Precise temperature transition from cold to hot minimises the risk of scalding
- Chrome or PVD finish for striking design & durability
- Featuring EasySwitch, the universal in-wall body system that allows you to install your in-wall body now and select your design and finish later

WPHPSCPF

Chrome

WPHPSBNF

Brushed Nickel

WPHPSGMF

Gunmetal

WPHPSBBZF

Brushed Bronze

THE METHVEN GUARANTEE. For total peace of mind, all domestic tapware products include a 20 Year Parts and Labour Guarantee. For commercial installations, a 5 Year Guarantee on Parts and Labour applies. For full terms and conditions, visit www.methven.com.