


METHVEN


WAIPORI MK2




WAIPORI MK2 SINK MIXER




CHROME



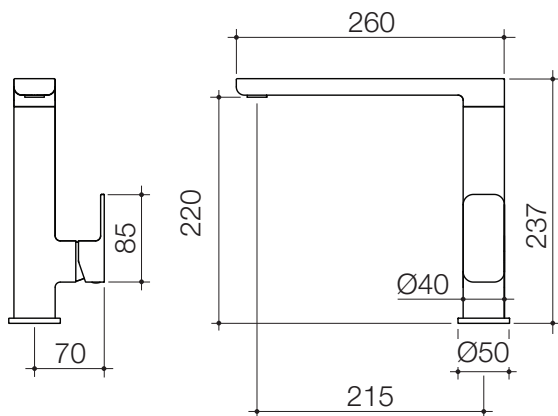
BRUSHED
NICKEL



GUNMETAL



BRUSHED
BRONZE



CONSTRUCTION: Low-lead brass body

CARTRIDGE: Ceramic

CLASSIFICATION: Suitable for all pressure systems

INLET CONNECTIONS: 1/2" BSP Female

WORKING PRESSURES: 35-1000kpa

DIMENSIONS FOR FITTING: 34 - 36 mm diameter hole

OPERATING TEMPERATURE: 5 °C - 70 °C

- An elegant single lever sink mixer matching Waipori's distinctive design
- Smooth 170 degree rotation
- Constructed from lead free brass
- Suitable for all water pressures above 10kPa/0.1 bar.
- The directional aerator includes a built-in swivel that enables you to manually adjust the flow of your water and minimise splashback. *(Perfect for taps that sit directly over the sinkhole).*
- Chrome or PVD finish for striking design & durability
- WELS 4 Star, ≤7.5L/min

WPKCP4F

Chrome

WPKBN4F

Brushed Nickel

WPKGM4F

Gunmetal

WPKBBZ4F

Brushed Bronze

THE METHVEN GUARANTEE. For total peace of mind, all domestic tapware products include a 20 Year Parts and Labour Guarantee. For commercial installations, a 5 Year Guarantee on Parts and Labour applies. For full terms and conditions, visit www.methven.com.